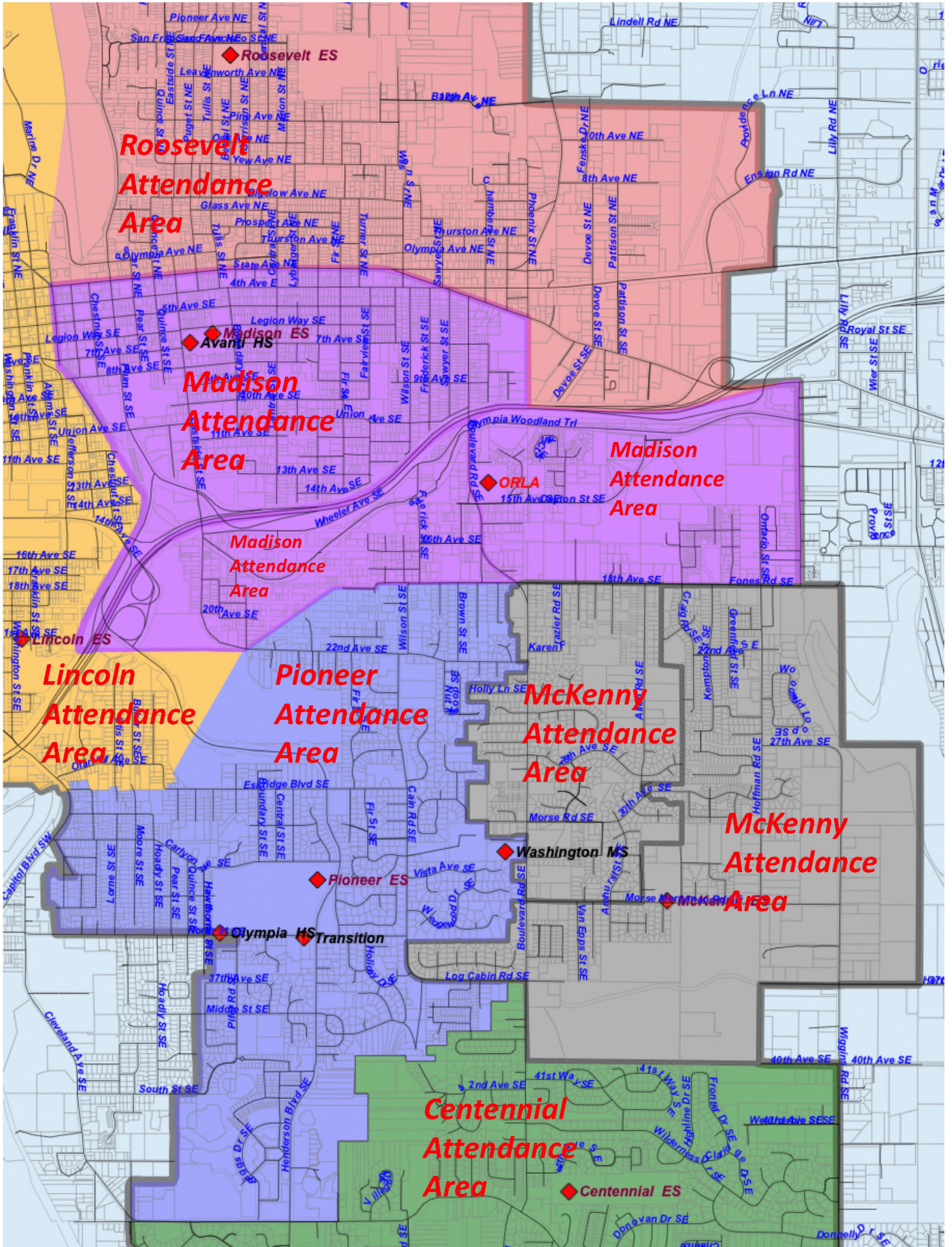
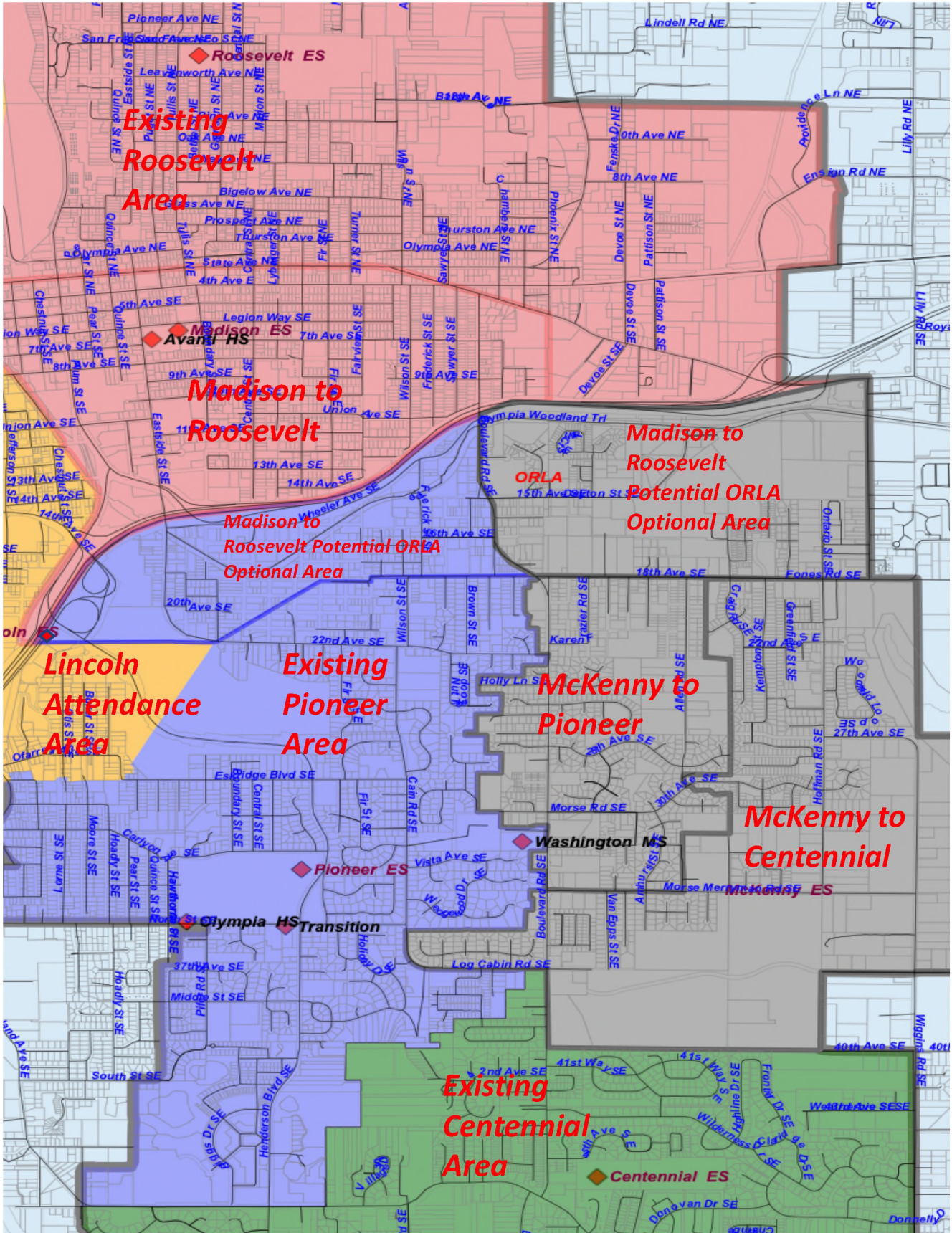


School Boundaries No Change – 1/15/23



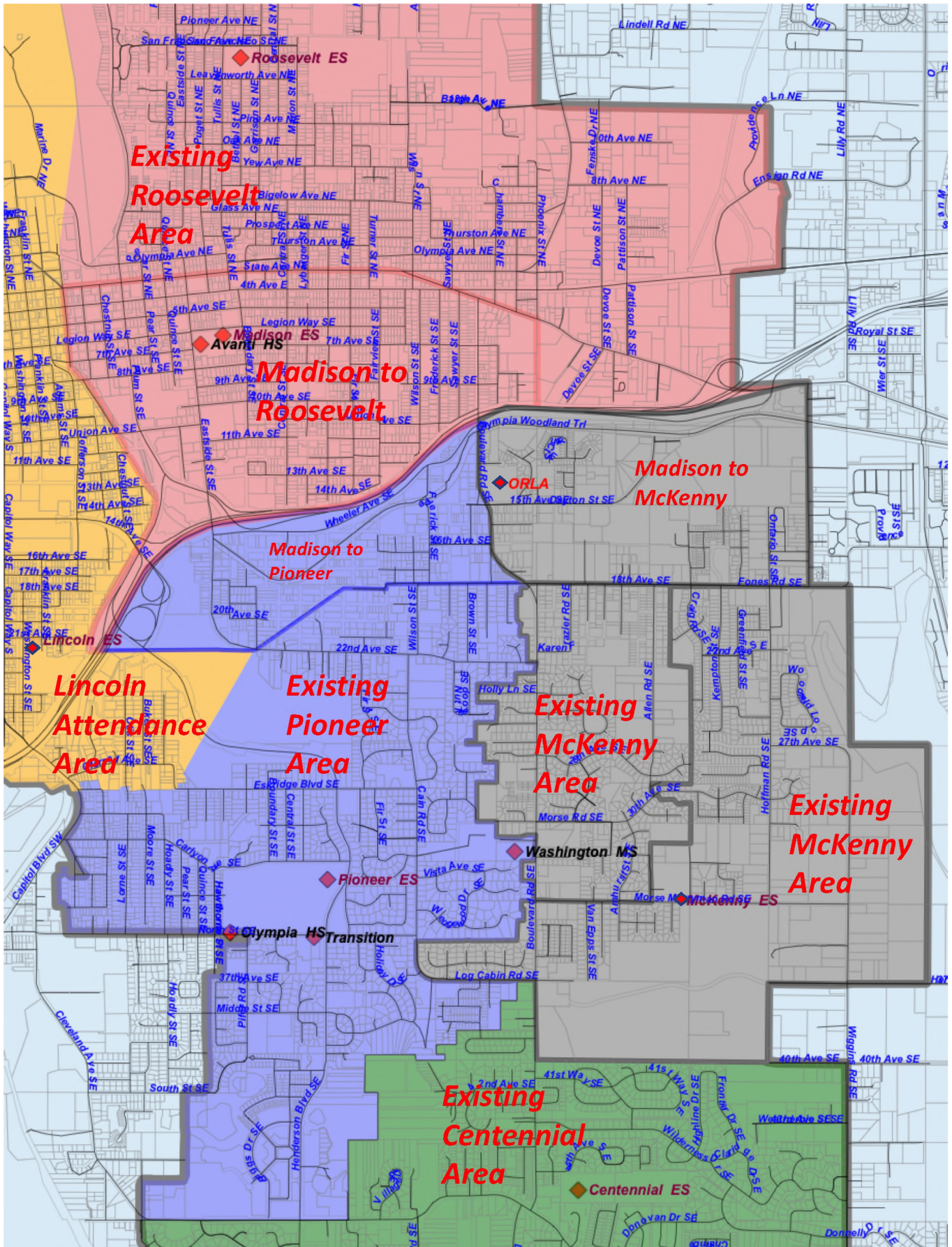
DRAFT

Potential School Boundaries – Both Madison and McKenny Close – 1/10/23



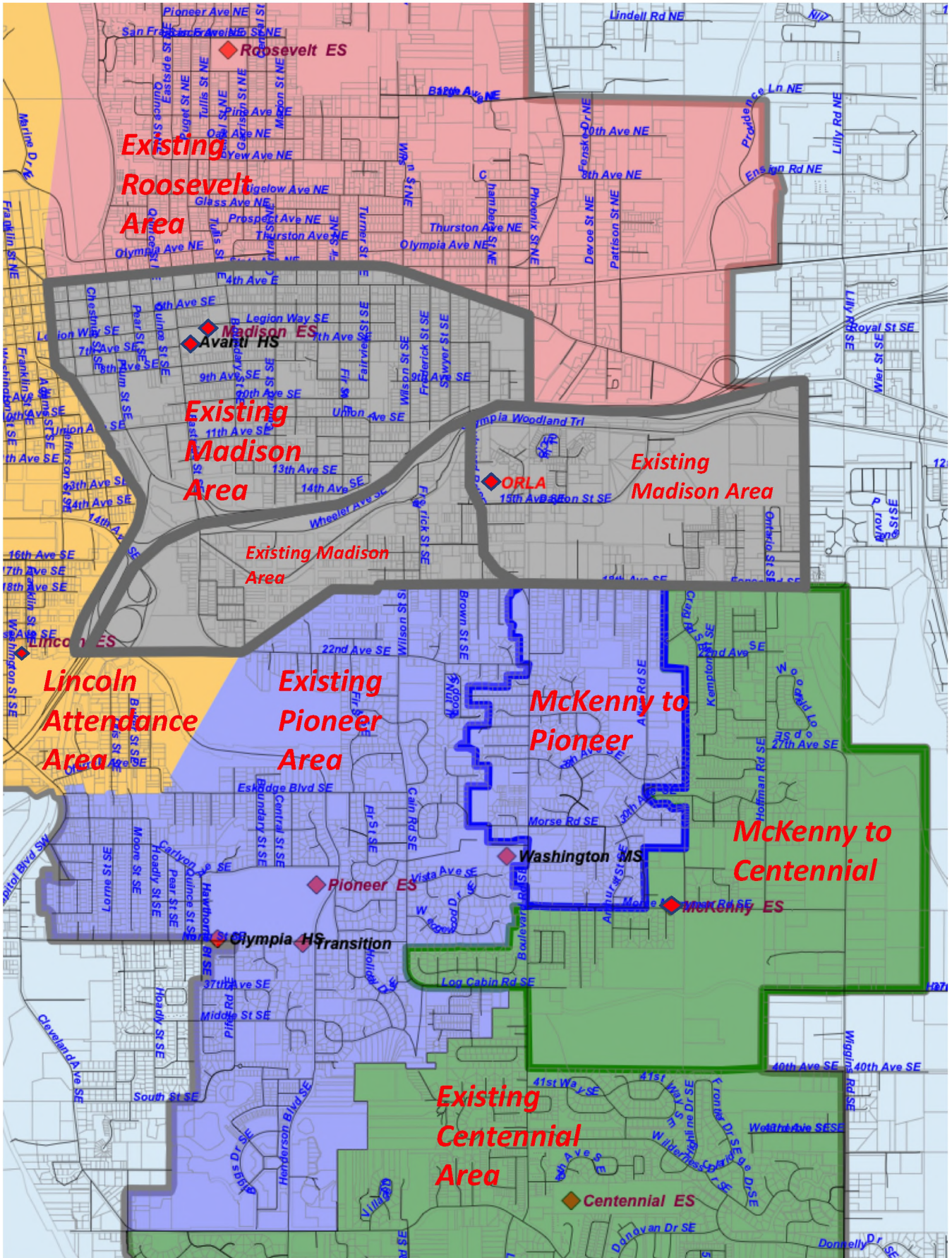
DRAFT

Potential School Boundaries – Only Madison Closes – 1/15/23



DRAFT

Potential School Boundaries – Only McKenny Closes – 1/15/23



DRAFT

Final Scenario Enrollments

Madison and McKenny

<u>Year</u>	<u>2024</u>	<u>2025</u>	<u>2026</u>	<u>2027</u>	<u>2028</u>	<u>2029</u>	<u>2030</u>	<u>2031</u>	<u>2032</u>
Roosevelt with Madison	549	517	504	495	490	484	481	477	473
Centennial with McKenny	580	570	556	521	521	515	511	509	506
Pioneer with McKenny	495	496	490	475	463	457	452	454	448

Madison Only

<u>Year</u>	<u>2024</u>	<u>2025</u>	<u>2026</u>	<u>2027</u>	<u>2028</u>	<u>2029</u>	<u>2030</u>	<u>2031</u>	<u>2032</u>
Roosevelt with Madison	448	416	403	394	389	383	380	376	372
Pioneer with Portion of Madison	417	418	412	397	385	379	374	376	370
McKenny with Portion of Madison	355	364	373	371	368	366	362	358	354

McKenny Only

<u>Year</u>	<u>2024</u>	<u>2025</u>	<u>2026</u>	<u>2027</u>	<u>2028</u>	<u>2029</u>	<u>2030</u>	<u>2031</u>	<u>2032</u>
Roosevelt No Consolidation	351	332	326	322	319	316	313	311	309
Madison No Consolidation	198	185	178	173	171	168	168	166	164
Centennial with McKenny	580	570	556	521	521	515	511	509	506
Pioneer with McKenny	495	496	490	475	463	457	452	454	448

Final Scenario Free and Reduced Lunch Percentages

Both Madison and McKenny Close	Before	After
Centennial	16%	20%
Pioneer	18%	15%
Roosevelt	31%	36%

Only Madison Closes	Before	After
McKenny	24%	27%
Pioneer	18%	20%
Roosevelt	31%	33%

Only McKenny Closes	Before	After
Centennial	16%	20%
Pioneer	18%	15%